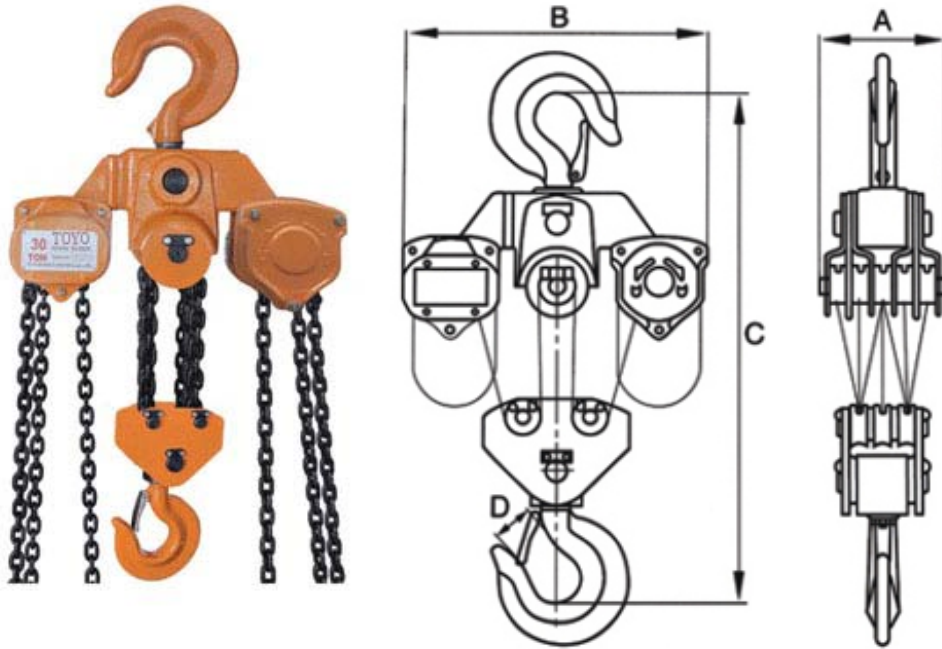


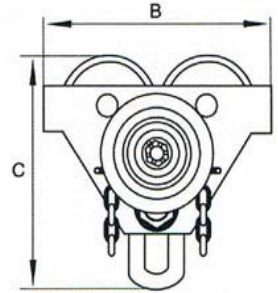
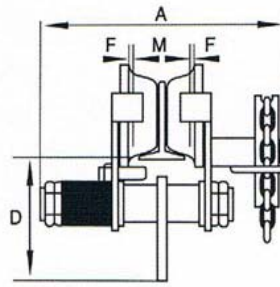
TOYO(东洋)手拉葫芦



参数表

额定载荷 Capacity (t)		12	15	30	50
提升高度 Standard lift (m)		10	10	10	10
试验载荷 Running test load (Kn)		150	187.5	375	625
额定手扳力 Effort required to lift rated load (N)		420	430	450×2	450×2
起重链行数 Strands of load chain		4	6	12	22
起重链直径 Strands of load chain (mm)		10	10	10	10
主要尺寸 Dimensions (mm)	A	181	181	330	410
	B	365	485	670	965
	C	798	920	1000	1950
	D	57	84	84	130
净重 Net Weight (Kg)		80	125	228	1085
起升高度每增1m增加重量 Extra weight per metre of extra lift (Kg)		9.8	14.2	28.3	50

TOYO(东洋)手拉单轨小车



主要技术参数 Specifications

规格 Capacity (t)	0.5	1	2	3	5	10	20	30
适宜规格 Beam width (m)	64-140	64-140	76-165	76-203	88-203	125-203	136-203	144-175
净重 N.W (kg)	14	19	29	40	65	103	245	255
主要尺寸 Dimensions (mm)	A	308.5	328.5	361.5	428.5	434	487.5	517
	B	212	255	302	344	378	455	642
	C	198.5	231.5	278	338	393	490	622
	D	113	128	152	186	219	275.5	315